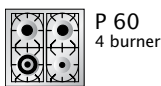




**PREVIEW 2012**

## P 60 Series



**P 60**  
4 burner



**PE 60**  
Ceramic



**PWI 60**  
Induction

- 10 multifunction cooking modes
- 70 litre oven capacity
- Catalytic self cleaning system
- Storage and warming compartment
- Quickstart preheat (0°C - 175°C in 6 minutes)
- Also available in gas oven P 60 WVG

### Gas Cooktop

- Triple ring super wok burner
- Cast iron heavy duty trivets and burners
- All gas burners fitted with flame failure safety devices

### Electric Cooktop

- 4 quick start electric elements
- Marker heat zone
- 2 dual zone heat elements

### Induction Cooktop

- All zones with booster and Simmer mode
- 9 cooking temperature variations
- Auto heat reduction

## P 70 WMP




**P 70**  
4 burner

- 70 litre oven capacity
- 10 multifunction cooking modes
- Catalytic self cleaning system
- Storage and warming compartment
- Quickstart fast preheat time 0°C - 175°C in 6 minutes
- Triple door glazing
- Colour: Stainless Steel

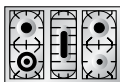
### Gas Cooktop

- Triple ring all purpose super wok burner
- Cast iron heavy duty trivets and burner caps
- All gas burners fitted with flame failure safety devices

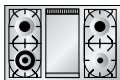
## P 90 Gas Cooktop Series



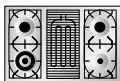
**P 906**  
6 burner



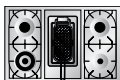
**P 90**  
Fish burner



**P 90 F**  
Tepanyaki Hot Plate



**P 90 B**  
Barbecue



**P 90 R**  
Deep fryer



**P 90 V**  
Ceramic 1 zone



**PW 90 I**  
Dual Induction and Tepanyaki Hot Plate

- Giant 110 litre oven capacity
- Quickstart preheating 0°C - 175°C in 8 minutes
- 11 multifunction electric oven cooking modes
- Catalytic cook and clean interior including roof
- Storage and warming compartment
- Triple door glazing for safer, cooler door temperatures
- Also available in gas oven P 90 WVG

### Gas Cooktop

- Triple ring super wok burner
- Brass burners
- All gas burners fitted with flame failure safety devices
- Choose from upto 8 cooktop options
- Cast iron matt trivets
- Individually pressed hob

## P 90 Electric Cooktop Series

- Giant 110 litre oven capacity
- Quickstart preheating 0°C - 175°C in 8 minutes
- 11 multifunction electric oven cooking modes
- Catalytic cook and clean interior including roof
- Storage and warming compartment
- Triple door glazing for safer, cooler door temperatures
- Electric Rotisserie



**PWI 90**  
Induction



**PE 90**  
Ceramic

### Induction Cooktop

- All zones with booster and Simmer mode
- 9 cooking temperature variations
- Auto heat reduction
- 1 small cooking zone , 2 medium cooking zones, 1 large zone and 1 extra large zone


### Electric Cooktop

- 5 quick start electric ceramic elements
- Marker heat zone
- Exclusive double heat zone to accommodate wok or large pans

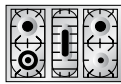


## PD 90 Gas Cooktop Series

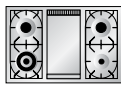
- Oven 1 - 70 litres
- Oven 2 - 43 litres
- 10+5 multifunction cooking modes
- Catalytic self cleaning system including roof
- Available with solid stainless steel Tepanyaki plate
- Quickstart fast preheat time 0°C - 175°C in 6 minutes
- Triple door glazing
- Rotisserie in 30cm oven



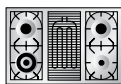
**PD 906**  
6 burner



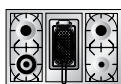
**PD 90**  
Fish burner



**PD 90 F**  
Tepanyaki  
Hot Plate



**PD 90 B**  
Barbecue



**PD 90 R**  
Deep fryer



**PD 90 V**  
Ceramic 1 zone

### Gas Cooktop

- Triple ring super wok burner
- Brass burners
- All gas burners fitted with flame failure safety devices
- Choose from upto 8 cooktop options (see right and below)
- Cast iron matt trivets
- Individually pressed hob
- AS 304 Stainless Steel



## PD 90 Electric Cooktop Series

- Oven 1 - 70 litres
- Oven 2 - 43 litres
- 10+5 multifunction cooking modes
- Catalytic self cleaning system including roof
- Available with solid stainless steel Tepanyaki plate
- Quickstart fast preheat time 0°C - 175°C in 6 minutes
- Triple door glazing
- Rotisserie in 30cm oven



**PDWI 90**  
Induction



**PDE 90**  
Ceramic

### Induction Cooktop

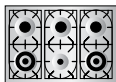
- All zones with booster and Simmer mode
- 9 cooking temperature variations
- Auto heat reduction
- 1 small cooking zone , 2 medium cooking zones, 1 large zone and 1 extra large zone

### Electric Cooktop


- 5 quick start electric ceramic elements
- Marker heat zone
- Exclusive double heat zone to accommodate wok or large pans



## PD 100 Series



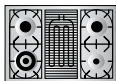
PD 1006  
6 burner



PD 100 F  
Tepanyaki hot plate



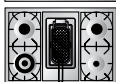
PD 100 S  
Simmer plate



PD 100 B  
Barbecue



PDE 100  
Ceramic



PD 100 R  
Deep fryer



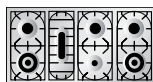
PD 100 V  
Ceramic 1 zone

- Oven 1 - 70 litres
- Oven 2 - 50 litres
- 10+5 multifunction cooking modes
- Catalytic self cleaning system
- Removable oven door and inner door glass
- Storage and warming compartment
- Turbowave quickstart fast preheat time 0°C - 175°C in 6 minutes
- Triple door glazing
- Rotisserie in 40cm oven

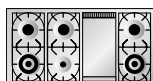
### Cooktop

- Triple ring super wok burner
- Cast iron heavy duty trivets and burner caps
- All gas burners fitted with flame failure safety
- Available with an electric or Induction cooktop (See previous page for details)

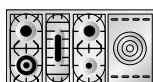
## P 120 Series




P 1207  
7 burner



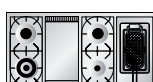
P 120 F  
Tepanyaki hot plate



P 120 S5  
Simmer plate



P 120 B6  
Barbecue



P 120 FR  
Tepanyaki + Deep fryer



P 120 V  
Ceramic 1 zone

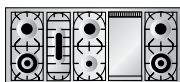
- Double electric multifunction ovens
- Oven 1 - 90 cm 110 litres
- Oven 2 - 30 cm 43 litres
- Full catalytic self cleaning system including roof
- Storage and warming compartment
- Quickstart fast preheat time 0°C - 175°C in 8 minutes
- Triple door glazing
- New A Class energy rating

### Gas Cooktop


- Triple ring super wok burner
- Cast iron heavy duty trivets
- All gas burners fitted with flame failure safety devices
- Choose from 6 cooktop combinations

**i** Also available with two 60cm ovens (PD 120 Series) or 70cm + 40cm ovens (PSW 120 Series)

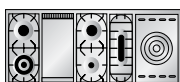
## P 150 Series



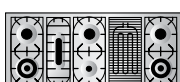
P 150 F  
Tepanyaki hot plate



P 150 S  
Simmer plate



P 150 FS  
Tepanyaki + Simmer plate



P 150 B  
Barbecue



P 150 FR  
Tepanyaki + Deep fryer



P 150 V  
Ceramic 1 zone

- Double electric multifunction ovens
- Oven 1 - 90 cm 110 litres
- Oven 2 - 60 cm 70 litres
- Full catalytic self cleaning system including roof
- Removable oven door and inner door glass
- Turbowave quickstart fast preheat time 0°C - 175°C in 6 minutes (60 cm) 8 minutes (90 cm)
- Triple door glazing
- Rotisserie

### Gas Cooktop

- Two Triple ring super wok burners
- Brass burners
- All gas burners fitted with flame failure safety

## T 60 LMP

- 70 litre oven cooking capacity
- 10 multifunction electric oven cooking modes
- Catalytic self cleaning system
- Storage and warming compartment
- Precision thermostatic 0°C - 250°C
- Triple door glazing
- Colour: Stainless Steel



T 60  
4 burner

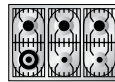
### Gas Cooktop

- Triple ring all purpose super wok burner
- Cast iron matt finished trivets
- All gas burners fitted with flame failure safety devices
- One piece easy clean stainless steel hob top with spacious burner placement




## T 90 Series

- Giant 110 litre oven cooking capacity
- 11 multifunction electric oven cooking modes
- Catalytic self cleaning system
- Storage and warming compartment
- Precision thermostatic 0°C - 250°C
- Triple door glazing
- Rotisserie



T 906  
6 burner



T 90  
Fish burner

### Gas Cooktop


- Triple ring super wok burner
- Cast iron heavy duty trivets
- All gas burners fitted with flame failure safety devices
- One piece easy clean stainless steel hob top with spacious burner placement
- Available with 5 or 6 burners



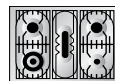
## TD 90 Series

### 60cm Multi-function Oven

- 70 litre oven cooking capacity
- 10 multifunction electric oven cooking modes
- Catalytic self cleaning system
- Storage and warming compartment
- Precision thermostatic 0°C - 250°C
- Triple door glazing



TD 906  
6 burner



TD 90  
Fish burner



TD 90 C  
Center Wok  
Burner

### 30cm Oven

- Select 5 multifunction cooking modes
- Rotisserie mode
- 43 litre oven capacity

### Gas cooktop

- For cooktop features refer to T 90 WMP and T 906 WMP
- Also available in 3 cooktop configurations (see diagrams)



PN 70 MP (Blue)



PN 906 MP (Bright White)



PDN 1006 MP (Emerald Green)



PDN 120 S5MP (Burgundy)



For product specifications please refer to pages 1 to 5

Select ILVE models are available in the distinctive Nostalgie style. Refer to our full catalogue or website for further details.

- Colour Palette:**
- Antique White
  - Burgundy
  - Gloss Black
  - Matt Black
  - Blue
  - Bright White
  - Emerald Green
  - Stainless Steel

## 600 FSPY - Pyrolytic Oven

- Select 10 multifunctional cooking modes
- 70 litre oven capacity
- Double speed cooling fan
- Easy dismantling of oven interior
- Pyrolytic cleaning phase (465°C) programmable for a minimum of 90 minutes to a maximum of 180 minutes
- Easy clean vitreous enamel interior, smooth black non staining appearance
- Digital electronic clock
- Mirror glass door
- Quadruple door glazing for safer, cooler door temperatures
- European A Class energy rating
- Removable oven door and inner door glass
- Twin fan cavity integrated cooling system
- Concealed grill element
- Precision thermostatic 0°C through to 250°C
- Fast preheat time 0°C-175°C in 6 minutes
- Colour: Stainless Steel

For specifications please refer to the full catalogue or visit our website on [www.ilve.com.au](http://www.ilve.com.au)



## 600 WMP

- Select 10 multifunction cooking modes
- 70 litre oven capacity
- Easy dismantling of oven interior
- Easy clean vitreous enamel interior smooth black non staining appearance
- Recessed full width grill element with removable self cleaning roof
- Electronic programmable timer
- Cool touch athermic door handle
- Control panel and door cooling fan
- Triple door glazing for safer, cooler door temperatures
- Catalytic self cleaning system
- Removable oven door and inner door glass
- Exclusive removable oven floor ensures easy cleaning of interior can be made in the sink or dishwasher
- Quickstart fast preheat time 0°C – 175°C in 6 minutes
- European A Class energy rating

For specifications please refer to the full catalogue or visit our website on [www.ilve.com.au](http://www.ilve.com.au)



## 600 SSXMP

- 70 litre oven capacity
- 10 cooking modes
- Concealed push button control panel
- Meat/roast probe (digital food monitor)
- Triple glazed glass door
- Easy clean vitreous enamel interior
- Easy dismantling of oven interior
- Cool touch athermic door handle
- Catalytic self cleaning system covering 95% of internal oven cavity
- Turbo-wave quick-start pre heat mode, 0-175°C in 6 minutes
- European A Class energy rating

For specifications please refer to the full catalogue or visit our website on [www.ilve.com.au](http://www.ilve.com.au)



## 700 WMP

- Giant 90 Litre oven capacity
- New Turbowave Quickstart preheating function 0°C-180°C in 8 minutes
- Pizza, Bread and Pastry cooking function
- AS304 stainless steel and commercial style control panel and knobs
- Recessed grill element
- Select 11 multifunction electric oven
- Inner door and control panel cooling fan
- Stainless steel fan fat filter
- Rotisserie
- Removable oven door and inner door glass
- Easy dismantling of oven interior
- Easy clean non staining black vitreous enamel oven interior
- Self-cleaning catalytic liners
- Turbowave cooking, lower temperatures, less food spatter, moister fresher tasting roasts
- Triple door glazing for safer, cooler door temperatures
- Double spill trays on floor of oven
- Colours: Stainless Steel

For specifications please refer to the full catalogue or visit our website on [www.ilve.com.au](http://www.ilve.com.au)



## 800 WMP



- Giant 110 Litre oven capacity
- New Turbowave Quickstart preheating function 0°C–175°C in 8 minutes
- Pizza, Bread and Pastry cooking function
- AS 304 stainless steel and commercial style control panel and knobs
- Recessed grill element
- Select 11 multifunction electric oven
- Inner door and control panel cooling fan
- Rotisserie
- Removable oven door and inner door glass
- Easy clean non staining black vitreous enamel oven interior

- Catalytic cook and clean interior including roof
- Turbowave cooking, lower temperatures, less food spatter, moister fresher tasting roasts
- Triple door glazing for safer, cooler door temperatures
- Positive stop roll-out internal trays
- Colours: Stainless Steel

For specifications please refer to the full catalogue or visit our website on [www.ilve.com.au](http://www.ilve.com.au)

## 948 SXMP



- Giant 110 Litre oven capacity
- Quickstart function 0°–175°C in 8 minutes
- Pizza, Bread and Pastry cooking function
- Electronic meat roasting probe
- AS 304 stainless steel
- Select 12 multifunction electric oven
- Inner door and control panel cooling fan
- Stainless steel fan fat filter
- Rotisserie
- Removable oven door and inner door glass
- Easy dismantling of oven interior
- Easy clean non staining black vitreous enamel oven interior

- Catalytic cook and clean interior including roof
- Turbowave cooking, lower temperatures, less food spatter, moister fresher tasting roasts
- Positive stop commercial roll-out internal trays optional
- Large baking tray
- Triple door glazing for safer, cooler door temperatures

For specifications please refer to the full catalogue or visit our website on [www.ilve.com.au](http://www.ilve.com.au)

## 201 WMP



### Upper Oven

- Select 10 multifunction cooking
- 43 litre oven capacity
- Easy dismantling of oven interior in both ovens
- Triple door glazing for safer, cooler door temperatures in both ovens
- Cool touch athermic door handle in both ovens
- Control panel and door cooling fan in both ovens
- Removable oven door and inner door glass in both ovens

### Lower Oven

- Select 10 multifunction cooking modes
- 70 litre oven capacity
- Catalytic self cleaning system (WMP only)
- Removable oven floor ensures easy cleaning of interior can be made in the sink or dishwasher
- Turbowave cooking
- Precision thermostatic control 0°C through to 250°C
- Quickstart fast preheat time 0°C – 175°C in 6 minutes

## IV600 BIM Built-in Microwave



- Made and purpose built to suit all ILVE ovens
- Defrost function
- Child lock
- 1000W Grill
- Input power - 1300W and Output power - 800W
- 11 Electronic programmable auto cook presets
- 25 litre internal volume
- 3 COMBI heat and grill options
- Separate grill and browning function
- 6 power levels
- Stainless Steel exterior and interior

- Digital Display
- Matching stainless steel trimkit attached to the microwave
- Colour: Stainless Steel

For specifications please refer to the full catalogue or visit our website on [www.ilve.com.au](http://www.ilve.com.au)

## Steam Oven and Combination Microwave

### 645LTKST Built-in Steam Oven

- 1 cooking Function (steam)
- Digital display
- 35 litre capacity
- AS 304 Stainless Steel
- 3 Temperature Settings (40°C, 80°C and 100°C)
- External steam generator
- 4 cooking levels
- Defrost function
- 1 litre water tank
- Fan forced ventilation
- Reminder lights for: automatic limescale and low water level
- Double glazed glass door
- Inox food tray supports and 1 x Stainless Steel 40mm deep tray and 1 x Stainless Steel 20mm deep tray
- Security opening for door safety
- Child lock

### 645LTKCW Built-in Combination Microwave Oven

- Combi compact Microwave
  - 6 Cooking Functions
  - Electronic control panel
  - Completely built-in
  - 1500W Grill
  - AS 304 Stainless Steel construction including internal
  - 38 litre internal capacity
  - 6 power levels up to 1000W
  - Drop down grill
  - 3 Auto cook options
  - Automatic defrost by time and weight
  - Forced ventilation
  - 320mm integrated rotary turntable and 1 glass tray
  - Triple glazed cool touch glass door
  - 4 cooking heights
  - Child lock
- For product dimensions, please refer to the ILVE website



In set: Ambient Canopy Hood • H90FCVX Cooktop • 948 SXMP Oven • 645 LTK ST Steam Oven  
• 645 LTK CW Combination Microwave



• 645 LTK CW Combination Microwave



• 645 LTK ST Steam Oven

## H 360 C



- Triple ring wok super burner
- 2 simmer and 1 high speed burner
- Precision burner controls
- Single handed electronic ignition
- Easy clean removable knobs
- Cast iron trivets and burner caps
- Single piece sealed hob for easy cleaning
- Deep cooktop pressing designed to retain spillages
- Standard 10 AMP plug in power supply
- Colours: Stainless Steel or Nostalgie colours Antique White or Matt Black

## H 70 SDVX & H 70 CVX




Pictured: H 70 SDVX



Pictured: H 70 CVX

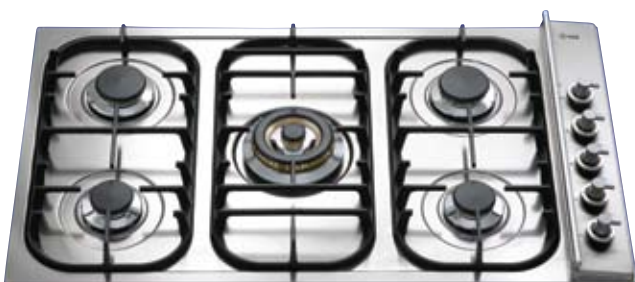
- Triple all purpose super wok burner
- 3 burners each with different heat outputs
- One touch auto ignition with flame failure
- Infinite turn down control with low simmer on each burner
- Dual control wok burner (Model H 70 SDVX only)
- New front mounted control for easy functional use
- Cast iron matt black trivets
- Compact design with maximum cooking space between burners
- Colours: Stainless Steel

## H 38 PCX



- Rectangular fish burner
- Triple ring wok super burner
- 2 simmer and 1 medium burner
- Precision burner controls
- Single handed electronic ignition
- Easy clean removable brass burners
- Standard 10 AMP plug in power supply
- 75% Hand Built
- Colours: Stainless Steel
- Now with cast iron matt black trivets and burner caps
- Also available with safety flame failure

## H 39 CX



- Triple ring super wok burner centred for maximum working space
- 2 simmer and 2 medium burners
- Precision burner controls
- Single handed electronic ignition
- Easy clean removable burners and supports
- Standard 10 AMP plug in power supply
- Now with cast iron matt black trivets
- Colours: Stainless Steel
- Also available in 90cm with a fish burner (Model H 39 PCX)

## H 90 CCV & H 90 FCV

- Dual Triple ring super wok burners and 3 burners each with different heat outputs (H 90 CCV only)
- Triple ring super wok burner and 4 burners each with different heat outputs including ILVE's removable Tepanyaki stainless steel hot plate (H 90 FCV only)
- Infinite burner control with low simmer
- New front mounted control for easy functional use
- Cast iron matt black trivets
- Compact design with maximum cooking space
- Flame failure device on all five gas burners
- Cast iron trivets and burner caps
- Single piece sealed hob for easy cleaning
- Colours: Stainless Steel



Pictured: H 90 FCV




Pictured: H 90 CCV

## HP 95 PC & HP 95 C Flushline Cooktops

- Triple ring all purpose super wok burner
- Elongated fish griddle burner – HP 95
- Centred wok burner – HP 95 C
- Precision burner controls each with position accurate thermostat control
- 75% hand built AS304 stainless steel construction
- One touch automatic electronic ignition
- Front centred control panel
- Cast iron heavy duty trivets and burner caps
- Flame failure cut out
- Deep recessed spill trays
- Easy clean removable trivets and burners
- Easy clean single piece sealed hob
- Available in stainless steel only



Pictured: HP 95 C



Pictured: HP 95 PC

## XLP 90 F Flushline Cooktop

- Triple ring all purpose super wok burner
- Precision burner controls each with position accurate thermostat control
- 75% hand built AS304 stainless steel construction
- Larger Tepanyaki Hot plate (1.8cm thick plate of stainless steel)
- One touch automatic electronic ignition
- Front right side control panel
- Cast iron heavy duty trivets and burner caps
- Flame failure cut out
- Deep recessed spill trays
- Easy clean removable trivets and burners
- Easy clean single piece sealed hob
- Available in stainless steel only



## HVI 60 TC & HVI 90 TC Induction Cooktops

- Designed for simple operation
- Touch control operation
- All zones with booster
- Simmer mode
- 9 cooking temperature variations
- Easy to clean ceran surface
- Each zone fitted with an independent shut-down timer
- Residual heat indicator
- Fast heat-up time
- Auto heat reduction
- 1 small cooking zone – 1400 W - 1800 W
- 2 medium cooking zones – 1850 W - 2500 W
- 1 large zone – 2300 W - 3300 W
- 1 extra large zone – 2400 W - 3400 W (90cm only)



Pictured: HVI 60 TC




Pictured: HVI 90 TC

## SILENZIO




- Designed and purpose built for ILVE appliances
- Construction 2 piece AS 304 stainless steel
- High air extraction with double centrifugal fans for quiet and efficient operation (900m<sup>3</sup>/h)
- Three speed + boost push button control
- Easy installation kit supplied
- Twin halogen lighting
- Aluminium mesh filter
- New style centred 'cylinder' style filter
- Adjustable flue pipe to fit standard ceiling
- Ducted or recirculating available
- Size: 90cm wide
- Ducting size: 150mm

## X 200



- Designed and purpose built for ILVE appliances. Recommended for Barbecue and Tepanyaki models or wherever very high air extraction is required
- Twin high velocity, double turbine fan, low decibel rating, 1200m<sup>3</sup>/h net air throughput, option in-line motor increases air throughput to 1800m<sup>3</sup>/h NET
- Electronic touch control variable speed with auto fire shut-down sensors
- Programmable 5, 10, 15, 20 minute auto fan shut-down
- Halogen lighting
- Filter cleaning reminder light
- AS 304 stainless steel construction
- Sizes: 80cm, 90cm, 100cm, 120cm, 150cm
- Colour: Stainless Steel
- Ducting size: 150mm
- Can be set up for ducting or recirculating
- Optional extended flue pipe available
- Optional recirculating kit available

## B2 CRYSTAL &amp; B1



- Designed and purpose built for ILVE appliances. Recommended for Barbecue and Tepanyaki models or when very high air extraction is required
- Built to exacting professional cooker hood standards
- Suitable for all ILVE cooktops 80cm and 120cm
- Twin high velocity, double turbine fan, low decibel rating, 1200m<sup>3</sup>/h net air throughput, option in-line motor increases air throughput to 1800m<sup>3</sup>/h NET
- Electric touch control variable speed with auto fire shutdown sensors
- Programmable 5, 10, 15, 20 minute auto fan shut-down
- Halogen lighting
- Filter cleaning reminder light
- Ducting size: 150mm
- AS 304 stainless steel construction
- Size: B1 90cm  
B2 90 or 120cm - frosted glass
- Optional recirculating kit available

## H 10

- Designed and purpose built for ILVE appliances. Recommended for barbecue and Tepanyaki models or wherever very high air extraction is required
- Built to exacting professional cooker hood standards
- Twin high velocity, double turbine fan, low decibel rating, 1200m<sup>3</sup>/h net air throughput, option in-line motor increases air throughput to 1800m<sup>3</sup>/h NET
- Electronic touch control variable speed with auto fire shut-down sensors
- Programmable 5, 10, 15, 20 minute auto fan shut-down
- Halogen lighting
- Filter cleaning reminder light
- AS 304 stainless steel construction
- Touch control operation
- Sizes: 90cm, 100cm, 120cm
- Colour: Stainless Steel with a black control panel
- Ducting size: 150mm



## X 90

- Designed and purpose built for ILVE appliances. Recommended for Barbecue and Tepanyaki models or when very high air extraction is required
- Built to exacting professional cooker hood standards
- Suitable for all ILVE cooktops 80cm and 90cm
- Twin high velocity, double turbine fan, low decibel rating, 1200m<sup>3</sup>/h net air throughput, option in-line motor increases air throughput to 1800m<sup>3</sup>/h NET
- Electric touch control variable speed with auto fire shutdown sensors
- Programmable 5, 10, 15, 20 minute auto fan shut-down
- Halogen lighting
- Filter cleaning reminder light
- AS304 Stainless Steel construction
- Size: 90cm
- Ducting size 150mm
- Optional recirculating kit available
- Stainless Steel dishwasher safe filters



## E 71G & E 75G

- Full air extraction at front of hood
- Choice of ducted or recirculated
- Size: 60cm or 90cm wide

### E71G Fine Line Slide-out

- 3 speed centrifugal fan motor 620m<sup>3</sup>/h net air extraction
- 2 aluminium mesh filters
- Takes up to half the cupboard space of similar slide-out cooker hoods

### E75G Turbo Motor Slide-out

- Electronically controlled twin motor and fan for smooth running and quiet operation
- Designed for the most intense domestic cooking
- 3 speed 850m<sup>3</sup>/h net air throughput
- Slide out filtration with stainless steel facia
- Available in Stainless Steel



E71G



E75G

## T 29 NF Concealed Hood



- Designed and purpose built for ILVE appliances
- Twin high velocity, double turbine fan, low decibel rating, 1200m<sup>3</sup>/h net air throughput, option in-line motor increases air throughput to 1800m<sup>3</sup>/h NET
- One piece stainless steel underside
- 4 speed twin velocity fan metal motor
- Halogen lighting
- Programmable 5, 10, 15, 20 minute auto fan shut-down
- Stainless steel mesh filters, dishwasher safe
- Available: 80cm, 100cm
- Optional recirculating kit available
- Ducting size: 150mm

## C 90



- Designed and purpose built for ILVE appliances. Recommended for Barbecue and Tepanyaki models or wherever very high air extraction is required
- Twin high velocity, double turbine fan, low decibel rating, 1200m<sup>3</sup>/h net air throughput, option in-line motor increases air throughput to 1800m<sup>3</sup>/h NET
- Electronic touch control variable speed with auto fire shut-down sensors
- Programmable 5, 10, 15, 20 minute auto fan shut-down
- Halogen lighting
- Filter cleaning reminder light
- AS 304 stainless steel construction
- Size: 90cm
- Colours: Stainless Steel, Matt Black & Antique White
- Ducting size: 150mm
- Can be set up for ducting or recirculating
- Optional extended flue pipe available
- Convex design

## Hydra Island Hood



- Designed and purpose built for ILVE appliances
- 90cm Island rangehood
- AS 304 stainless steel construction
- Single stainless steel filter
- Styled frosted glass surrounding
- Twin velocity, double turbine, 1200M<sup>3</sup>/h cast iron motor
- Designed and purpose built for ILVE cooking appliances, recommended for BBQ and Tepanyaki models where very high extraction is required
- Electronic touch control, variable speed increments
- Auto fire safety shutdown
- Programmable 5, 10, 15, 20 minute auto fan shutdown
- Halogen lighting
- Filter 'clean me' reminder light
- Colour: stainless steel
- Ducting size: 150mm

## S-CM5 COFFEE MACHINE



- 60cm built in coffee machine
- Completely automatic push button machine
- Hot water tea and cappuccino steam option
- Personalised coffee presets
- Blue LED display
- Removable drip tray
- Automatic clean program after 100 coffees'
- Water Refill reminder
- De-caffeinated coffee function
- 3 Litre water tank
- Coffee grind per serving can be customised

## SEMI INTEGRATED DISHWASHER



- 12 IEC place setting
- 7 Washing programs
- 20 minutes short wash program
- Direct injection wash system
- Two washing temperatures 65° – 55°C
- Concealed control panel
- Turbo drying system
- Quietness; wash absorption built-in dampers
- Facility for long stem glasses
- Double anti-overflow device
- Self cleaning stainless steel microfilter
- Rinse aid indicator (internal)

Specifications for models:

IVSI X3 ONLY

Note: More Dishwashers are available at [ilve.com.au](http://ilve.com.au)

Other models available: WQP 12-9346A Built-In, WQP 12-9338 fully integrated, IVFI X2 fully integrated dishwashers. Stainless steel door sold separately (DWP1)

## 'Cooking with ILVE' DVD



ILVE have a wide selection of accessories available. Available to purchase online at [shop.ilve.com.au](http://shop.ilve.com.au)

Featured (left) is our latest inclusion, the 'Cooking with ILVE' DVD.

- 11 Recipes cooked by Sydney Chef Giovanni Pilu including his signature 'Curlonzones' dish
- A brief introduction and users guide to ILVE appliances
- Appliances used are ILVE's built in oven, Induction cooktop, Tepanyaki plate and Gas cooktop

### DISCLAIMER

Eurolinx PTY LTD, trading as ILVE Appliances, is continually seeking ways to improve the design specifications, aesthetics and production techniques of its products. As a result alterations to our products and designs take place continually. Whilst every effort is made to produce information and literature that is up to date, this brochure should not be regarded as an infallible guide to the current specifications, nor does

it constitute an offer for the sale of any particular product. Product dimensions indicated in our literature is indicative only. Actual product only should be used to define dimension cutouts. Distributors, and retailers are not agents of ILVE Appliances and are not authorized to bind ILVE Appliances by any express or implied undertaking or representation.



## ILVE COLLEZIONE

### Catalogue 2012 is now Available

For the entire ILVE range, ask for our latest catalogue

Australia National Telephone Number 1300 MYILVE (69 4583)  
New Zealand Telephone Number 0508 458 369

ILVE showrooms are open daily from 9am-5pm and Saturdays 10am-4pm  
(WA by appointment only on Saturdays)

[ilve.com.au](http://ilve.com.au)

NSW & ACT (Head Office)  
48-50 Moore Street  
Leichhardt  
F 02 8569 4699

VIC, TAS & SA  
1211 Toorak Road  
Camberwell  
F 03 9809 2155

QLD  
1/42 Cavendish Road  
Coorparoo  
F 07 3397 0850

WA & NT  
Unit 10/55 Howe Street  
Osborne Park  
F 08 9201 9188

New Zealand  
PO Box 11.160  
Sockburn Christchurch  
F 03 344 5906