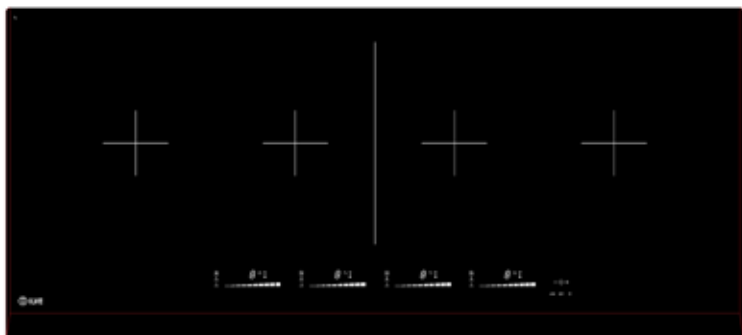



91cm Induction ILD914G5



ILVE's induction cooktops are for people who have been thinking about upgrading their cooktop at home but aren't able to go gas, ILVE's induction systems are the ultimate alternative.

Unlike normal electric cooktops, induction technology produces heat by creating a magnetic field which generates heat directly to the cooking vessel. This means that the heat is instantaneous, temperature control is immediate and the heat is evenly spread over the bottom of the pan, meaning no more annoying hot or cold spots, the ILVE induction elements also include booster zones to minimize heat up times even further.



Pictured: • 948SXMP Oven
• ILD914G5 Cooktop
• SIGMA Hood

91cm Induction

ILD914G5



Model ILD914G5 Induction Cooktop

- Designed for simple operation
- KeraBlack+ ceramic glass with Bevelled edges : 33mm front & 5mm on the sides
- New flex' Slider touch control with direct access to 11 heating levels (0-9 + Booster and double Booster)
- Auto pan detection
- White display
- Capacitive technology
- Ergonomic central position allows more space for the pots
- 4 boosters and 4 double boosters, 4 timers, egg-timer
- Bridge function, 3 auto-regulated temperatures (42°C, 70°C, 93°C)
- Standby consumption < 0,5W
- 'Stop & Go' feature
- ECO-modus (to reach the chosen heat level using optimised power)
- Child lock
- 4 residual heat indicators
- Long-life Thermostatic Cooling fan
- Auto-Power (heating area and delivered power adapt themselves to the pot being used)
- Auto-Stop (in case of accidental start, long absence, overflow or over-temperature)
- Fast heat-up time

Position	Ø serigraphy	Ø inductor	"g"*	Boosters*
All zones	-	220x180 mm	2100 W	2600 / 3700 W

Model ILD914G5 Induction Hob

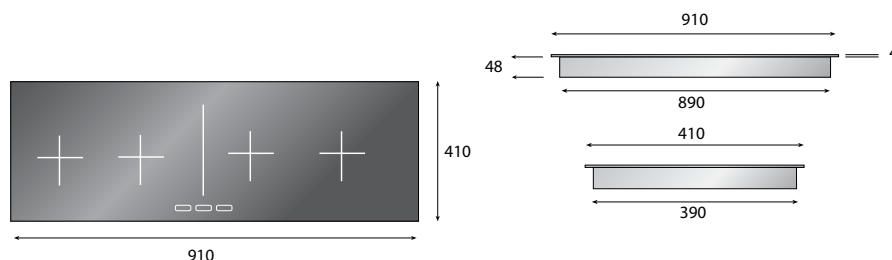
Cut out (LxD) : 890 x 390mm – thickness : 48 mm + 4mm glass

Size (LxD) : 910 x 410 mm, R=5

Electrical network 220-240 V, 50/60 Hz

Total Electrical Load: 7.4kW/h

Connection	Cable Diameter	Cable
1 Phase + N	3 x 2,5 mm	H 05 VV - F H 05 RR - F
2 Phase + N	4 x 1.5 mm	H 05 VV - F H 05 RR - F



Australia National Telephone Number 1300 MYILVE (694 583) New Zealand Telephone Number 0508 458 369
ILVE showrooms are open daily from 9am-5pm and Saturdays 10am-4pm (WA by appointment only on Saturdays)

ilve.com.au

NSW & ACT (Head Office)

48-50 Moore Street
Leichhardt
F 02 8569 4699

VIC, TAS & SA

1211 Toorak Road
Camberwell
F 03 9809 2155

QLD

1/42 Cavendish Road
Coorparoo
F 07 3397 0850

WA & NT

Unit 10/55 Howe Street
Osborne Park
F 08 9201 9188

New Zealand

PO Box 11.160
Sockburn Christchurch
F 03 344 5906

DISCLAIMER

Eurolinx PTY LTD, trading as ILVE Appliances, is continually seeking ways to improve the design specifications, aesthetics and production techniques of its products. As a result alterations to our products and designs take place continually. Whilst every effort is made to produce information and literature that is up to date, this brochure should not be regarded as an infallible guide to the current specifications, nor does it constitute an offer for the sale of any particular product. Product dimensions indicated in our literature is indicative only. Actual product only should be used to define dimension cutouts. Distributors, and retailers are not agents of ILVE Appliances and are not authorized to bind ILVE Appliances by any express or implied undertaking or representation.