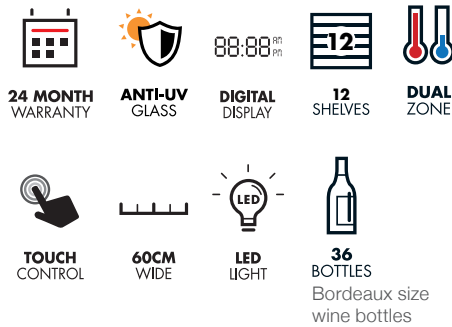


Dual Zone Double Door Wine Cellar

ILWD36X



The ILVE Wine Cellars are the newest addition to the impressive ILVE collection. Allowing you to store wine in an optimum humidity and temperature controlled environment, boasting an impressive array of features with the sleek look that is signature of ILVE appliances.

It has been established that wine should be stored in a dark area, in a temperature of approximate 12°C – 16°C and with a humidity level of around 70% to ensure the cork doesn't dry out and the wine doesn't spoil.

These conditions can be difficult to find naturally in the home, so the ILVE Wine Cellars are a great option for the long-term storage of wine, as the humidity and single temperature control feature that keeps wine stored between 12°C and 16°C ensures that wine quality is maintained as it matures.

Key features include an internal white LED light and electronic control panel, as well as wooden shelves that can easily house your 'ready to drink' or matured wine.

The Five Essential Rules of Wine Storage

ILVE wine cellars ensure your wines are stored in the ideal cellaring conditions by respecting these 5 wine storage rules;

1. Stable Temperature between 12°C - 14°C

Daily and weekly temperature fluctuations denature your wines. In particular, temperatures above 25°C will ruin wine within a couple of weeks and create 'spoiled fruit' flavours.

2. Humidity Above 50%

Levels lower than this cause corks to dry out and shrink, allowing damaging air into the wine, creating oxidation and off-odours.

3. Dark Storage area

All light should be avoided, but the UV light in particular: it creates hydrogen sulphide compounds in wine and affects the tannins and the colour of your wine.

4. No Vibrations

Imperceptible vibrations prematurely deteriorate wine by speeding up chemical reactions and ageing.

5. Airflow

Lack of appropriate ventilation and air change makes wine cellars become stale and mouldy.

Colour Palette



Stainless Steel

08032017

Dual Zone Double Door Wine Cellar

ILWD36X

Model ILWD36X

Features

- Stainless steel double door fascia
- Black interior and body
- Built-in or freestanding installation
- White LED temperature display
- R600a refrigerant
- Compressor cooling system
- Frost free
- Touch control
- 12 half/half wooden shelves with stainless steel fascia

Capacity

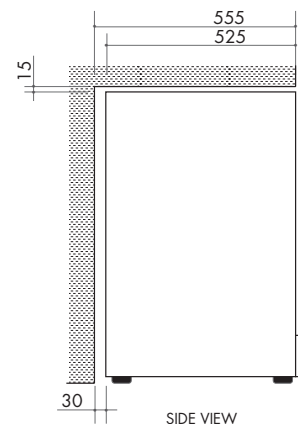
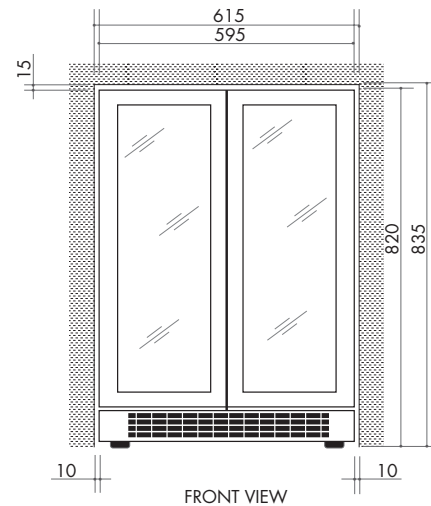
- 36 bottles (Bordeaux size wine bottles)

Door

- Tinted anti-UV glass door
- 3 layered glass door
- Door lock / child lock
- Available with left or right hinge

Temperature

- 4–18°C temperature range
- Temperature alarm
- Temperature memory setting
- Temperature display panel
- >65% humidity



Model ILWD36X

220–240V/50Hz
0.6 Amp rated current
10 Amp plug and cord



For installation specifications, please consult with ILVE. For optimum installation, we recommend using the actual product as the best guide.

08032017

Australia National Telephone Number 1300 MYILVE (694 583) New Zealand Telephone Number 0508 458 369
ILVE showrooms are open Tuesday - Friday from 9am-5pm and Saturdays 10am-4pm. CLOSED Monday & Sunday

ilve.com.au

NSW & ACT (Head Office)

48-50 Moore Street
Leichhardt
F 02 8569 4699

VIC & SA

1211 Toorak Road
Camberwell
F 03 9809 2155

QLD

1/42 Cavendish Road
Coorparoo
F 07 3397 0850

WA & NT

Unit 10/55 Howe Street
Osborne Park
F 08 9201 9188

TAS (Crisp Ikin)

3 Pear Avenue
Derwent Park, 7009
P 03 6272 7386

New Zealand

PO Box 11.160
Sockburn Christchurch
F 03 344 5906

DISCLAIMER

Eurolinx PTY LTD, trading as ILVE Appliances, is continually seeking ways to improve the design specifications, aesthetics and production techniques of its products. As a result alterations to our products and designs take place continually. Whilst every effort is made to produce information and literature that is up to date, this brochure should not be regarded as an infallible guide to the current specifications, nor does it constitute an offer for the sale of any particular product. Product dimensions indicated in our literature is indicative only. Actual product only should be used to define dimension cutouts. Distributors, and retailers are not agents of ILVE Appliances and are not authorized to bind ILVE Appliances by any express or implied undertaking or representation.