






70cm Gas Cooktop

HCB70C

- 
**MADE
IN ITALY**
- 
**24 MONTH
WARRANTY**
- 
**70CM
WIDE**
- 
**BRASS
BURNER**
- 
**HAND
MADE**
- 
**INTEGRATED
IGNITION**



With ILVE Gas Cooktops, you can simmer at the lowest temperatures that your recipe calls for or go to searing heat instantly. With infinite precision heat settings you'll have perfect cooking control. Cleaning is easy! There are fewer food trapping cracks and crevices allowing for easy wipe maintenance. The trivets, burner caps and supports are removable and easily cleaned either in a dishwasher or by hand. A stainless steel finish ensures this cook top will co-ordinate beautifully with the design of other ILVE appliances. ILVE have maintained their core values as a family owned business and continue to manufacture appliances that represent the most pure thing in a family – dinner time! The kitchen is, and should always be, a place and a time where the family meets and shares.



Pictured: ILVE Brass Burner

Colour Palette



Stainless Steel



70cm Gas Cooktop

HCB70C

Model HCB70C - 70cm H-series 5 Burner

FEATURE

- Precision turn down control with low simmer on each burner
- New front mounted control for easy functional use
- 75% hand built
- Cast iron matt black trivets
- Compact design with maximum cooking space between burners
- Available in Stainless Steel only
- AS304 stainless steel construction

CLEANING & ACCESSORIES

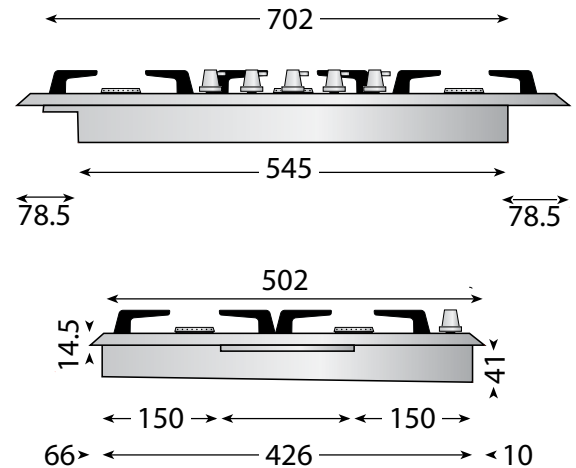
- Deep cooktop pressing designed to retain spillages
- Easy clean removable trivets and burners
- 'Star' trivet adaptor for small pots

BURNERS

- Solid Brass burners with high resistance to fire and non-stick matt black nano-technology treatment
- Triple ring solid brass Infinity WOK burner
- Two medium-high burners and two simmer burners

SAFETY

- All gas burners fitted with flame failure cut out safety devices
- Automatic electronic ignition



MODEL: HCB 70 C


POWER

Power requirement: 10 AMP power GPO

Total electrical load: 0.6 kW

Total gas consumption: 46.2 MJ/h

Cutout: 555x475mm

 For installation specifications, please consult with ILVE. For optimum installation, we recommend using the actual product as the best guide.

20112018

FOLLOW US ON:

 facebook.com/ILVEappliances

 instagram.com/ILVE_appliances

 youtube.com/ILVEappliances

 [BLOG livewithilve.com](https://livewithilve.com)

Australia National Telephone Number 1300 MYILVE (694 583) New Zealand Telephone Number 64 3 344 5913

ILVE showroom hours: Tuesday to Friday - 9am-5pm, Saturday - 10am-4pm, Sunday and Monday - closed

* Melbourne showroom hours: Tuesday to Saturday - 10am-4pm

ilve.com.au

NSW & ACT (Head Office)

48-50 Moore Street
Leichhardt
F 02 8569 4699

VIC & SA

1211 Toorak Road
Camberwell
F 03 9809 2155

QLD

1/42 Cavendish Road
Coorparoo
F 07 3397 0850

WA & NT

Unit 10/55 Howe Street
Osborne Park
F 08 9201 9188

TAS

3 Pear Avenue
Derwent Park
P 03 6272 7386

New Zealand

PO Box 11.160
Sockburn Christchurch
F 03 344 5906