

90cm Dual Centre Wok

HCB90CC



MADE
IN ITALY



24 MONTH
WARRANTY



90CM
WIDE



BRASS
BURNER



HAND
MADE



INTEGRATED
IGNITION



With ILVE Gas Cooktops, you can simmer at the lowest temperatures that your recipe calls for or go to searing heat instantly. With infinite precision heat settings you'll have perfect cooking control. Cleaning is easy! There are fewer food trapping cracks and crevices allowing for easy wipe maintenance. The trivets, burner caps and supports are removable and easily cleaned either in a dishwasher or by hand. A stainless steel finish ensures this cook top will co-ordinate beautifully with the design of other ILVE appliances. ILVE have maintained their core values as a family owned business and continue to manufacture appliances that represent the most pure thing in a family – dinner time! The kitchen is, and should always be, a place and a time where the family meets and shares.



Pictured: ILVE Brass Burner

Colour Palette



Stainless Steel



90cm Dual Wok Burners

HCB90CC



Model HCB90CC - 90cm H-series Double WOK Burners

FEATURE

- Precision turn down control with low simmer on each burner
- New front mounted control for easy functional use
- 75% hand built
- Cast iron matt black trivets
- Compact design with maximum cooking space between burners
- Available in Stainless Steel only
- AS304 stainless steel construction

CLEANING & ACCESSORIES

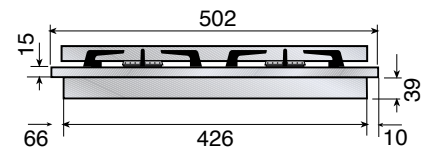
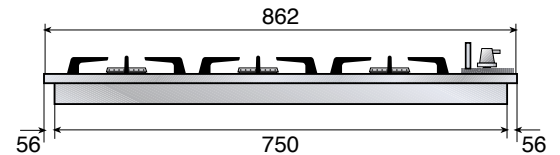
- Deep cooktop pressing designed to retain spillages
- Easy clean removable trivets and burners
- 'Star' trivet adaptor for small pots

BURNERS

- Solid Brass burners with high resistance to fire and non-stick matt black nano-technology treatment
- TWIN Triple ring solid brass Infinity WOK burner
- One medium-high burner and two simmer burners

SAFETY

- All gas burners fitted with flame failure cut out safety devices
- Automatic electronic ignition



MODEL: HCB 90 CC


POWER

Power requirement: 10 AMP power GPO

Total electrical load: 0.6 kW

Total gas consumption: 50 MJ/h

Cutout size: 835x475

 For installation specifications, please consult with ILVE. For optimum installation, we recommend using the actual product as the best guide.

22032019

FOLLOW US ON:

 facebook.com/ILVEappliances

 instagram.com/ILVE_appliances

 youtube.com/ILVEappliances

 liveswithilve.com

Australia National Telephone Number 1300 MYILVE (694 583) New Zealand Telephone Number 64 3 344 5913

ILVE showroom hours: Tuesday to Friday - 9am-5pm, Saturday - 10am-4pm, Sunday and Monday - closed

*** Melbourne showroom hours:** Tuesday to Saturday - 10am-4pm

ilve.com.au

NSW & ACT (Head Office)

48-50 Moore Street
Leichhardt
F 02 8569 4699

VIC & SA

1211 Toorak Road
Camberwell
F 03 9809 2155

QLD

1/42 Cavendish Road
Coorparoo
F 07 3397 0850

WA & NT

Unit 10/55 Howe Street
Osborne Park
F 08 9201 9188

TAS

3 Pear Avenue
Derwent Park
P 03 6272 7386

New Zealand

PO Box 11.160
Sockburn Christchurch
F 03 344 5906

DISCLAIMER

Eurolinx PTY LTD, trading as ILVE Appliances, is continually seeking ways to improve the design specifications, aesthetics and production techniques of its products. As a result alterations to our products and designs take place continually. Whilst every effort is made to produce information and literature that is up to date, this brochure should not be regarded as an infallible guide to the current specifications, nor does it constitute an offer for the sale of any particular product. Product dimensions indicated in our literature is indicative only. Actual product only should be used to define dimension cutouts. Distributors, and retailers are not agents of ILVE Appliances and are not authorized to bind ILVE Appliances by any express or implied undertaking or representation.