



60CM SLIMLINE GAS COOKTOP



HCL60CK-SS



With ILVE Gas Cooktops, you can simmer at the lowest temperatures that your recipe calls for or go to searing heat instantly. With precision heat you'll have perfect cooking control. Cleaning is easy! There are fewer food trapping cracks and crevices allowing for easy wipe maintenance. The trivets, burner caps and supports are removable and easily cleaned either in a dishwasher or by hand.

A stainless steel finish ensures this cooktop will co-ordinate beautifully with the design of other ILVE appliances. ILVE have maintained their core values as a family owned business and continue to manufacture appliances that represent the most pure thing in a family – dinner time! The kitchen is, and should always be, a place in a time where the family meets and shares.

Standard Option - Cooktop Colour



Stainless Steel

60CM SLIMLINE GAS COOKTOP



HCL60CK-SS

HCL60CK/SS 60CM SLIMLINE GAS COOKTOP

FINISH

- single-press, seamless stainless steel

FEATURES

- Slim-line 3mm raised lip
- Front control knobs
- Cast-iron trivets
- Side-front control knobs
- Aluminium burner with enameled flame diffuser

SAFETY

- Flame failure device fitted to each burner
- Automatic electronic ignition

CLEANING

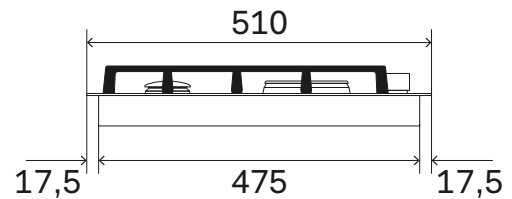
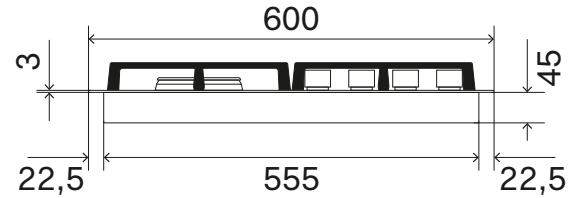
- Easy clean removable trivets and burners

BURNERS

- 4 gas burners:
 - 1 x Ø40m simmer: 0.45-1.0 kWh
 - 2 x Ø65m medium: 1.80-1.75 kWh
 - 1 x Ø120m double-ring WOK: 1.75-4.0 kWh
- total gas consumption: 8.5 kWh

TECHNICAL INFORMATION

- 10 amp electrical connection, plug & lead supplied
- ULPG adaptable
- Cutout hole size: 560x480 mm (overall: 600 x 510)



Cooktop

EAN code: 9341584114969 (HCL60CK/SS)

Product Size: 600W x 510D x 45H

Cutout Size: 555W x 475D x 45D mm

NB: drawings are not to scale — they are to be used as a guide only

FOLLOW US:



/ilve_appliances/



/ILVEappliances



/ILVE_appliances



/ILVEappliances

Page 2/2
31032021

Australia National Telephone Number 1300 MYILVE (694 583) New Zealand Telephone Number 0508 458 369
ILVE showrooms are open daily from 9am-5pm and Saturdays 10am-4pm

ilve.com.au

NSW & ACT (Head Office)

48-50 Moore Street
Leichhardt
F 02 8569 4699

QLD

1/42 Cavendish Road
Coorparoo
F 07 3397 0850

WA & NT

Unit 10/55 Howe Street
Osborne Park
F 08 9201 9188

New Zealand

PO Box 11.160
Sockburn Christchurch
F 03 344 5906

DISCLAIMER
Eurolinx PTY LTD, trading as ILVE Appliances, is continually seeking ways to improve the design specifications, aesthetics and production techniques of its products. As a result alterations to our products and designs take place continually. Whilst every effort is made to produce information and literature that is up to date, this brochure should not be regarded as an infallible guide to the current specifications, nor does it constitute an offer for the sale of any particular product. Product dimensions indicated in our literature is indicative only. Actual product only should be used to define dimension cutouts. Distributors, and retailers are not agents of ILVE Appliances and are not authorized to bind ILVE Appliances by any express or implied undertaking or representation.