










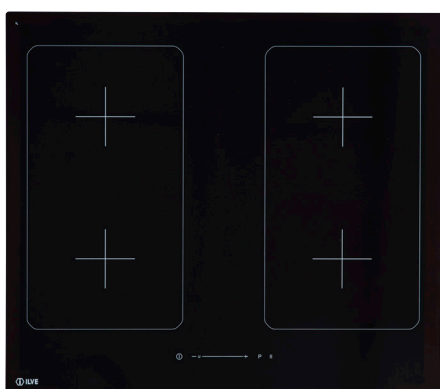


# 60CM INDUCTION COOKTOP

ILD6E

-  24 MONTH WARRANTY
-  60CM WIDE
-  4 INDUCTION ZONE
-  9 HEAT LEVELS
-  HIGH HEAT
-  BOOST MODE
-  SEMI-FLUSH TOP
-  TOUCH CONTROL
-  CHILD LOCK
-  AUTO STOP



ILVE's induction cooktops are for people who have been thinking about upgrading their cooktop at home but aren't able to go gas, ILVE's induction systems are the ultimate alternative.

Unlike normal electric cooktops, induction technology produces heat by creating a magnetic field which generates heat directly to the cooking vessel. This means that the heat is instantaneous, temperature control is immediate and the heat is evenly spread over the bottom of the pan, meaning no more annoying hot or cold spots, the ILVE induction elements also include booster zones to minimize heat up times even further.

Standard Option - Cooktop Colour



Black Glass



# 60CM INDUCTION COOKTOP

## ILD6E

### ILD6E 60CM INDUCTION COOKTOP

#### FINISH

- Black glass

#### FEATURES

- Slider central control panel
- cooking levels 0-9
- long life techno capacitive touch technology with minimal oxidization
- Simultaneous timers for each zone
- Independent egg timer
- Pause mode
- Recall mode
- Automated keep warm option at 70°C

#### SAFETY

- Child lock
- Residual heat indicator
- Overflow detection
- Time limitation system assisting the cooktop to not overheat
- Long-life protection - protects the electronics against overheating
- Cooktop will not work if wired incorrectly

#### CLEANING & ACCESSORIES

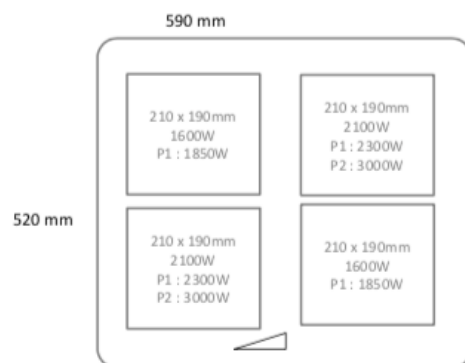
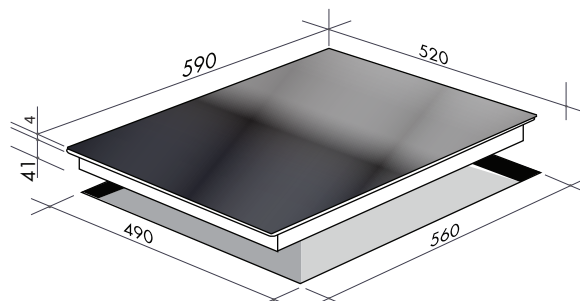
- Easy clean ceran glass surface
- Sealing gasket (installation kit)
- Rapid mounting system - ventilation or mounting clips not required

#### ZONES

- 4 cooking zones (see diagram for power statistics)
- Zone Boost, double boost & NEW Start-up Boost on all zones
- Zone bridging mode

#### POWER CONSUMPTION

- Total Power consumption: 7.4 kw



#### Cooktop

EAN code: 9341584037589 (ILD6E)

Product Size: 590W x 520D mm

Cutout Size: 560W x 490D mm

NB: drawings are not to scale — they are to be used as a guide only

#### FOLLOW US:



/ilve\_appliances/



/ILVEappliances



/ILVE\_appliances



/ILVEappliances

Page 2/2  
10122020

Australia National Telephone Number 1300 MYILVE (694 583) New Zealand Telephone Number 0508 458 369  
ILVE showrooms are open daily from 9am-5pm and Saturdays 10am-4pm

[ilve.com.au](http://ilve.com.au)

#### NSW & ACT (Head Office)

48-50 Moore Street  
Leichhardt  
F 02 8569 4699

#### QLD

1/42 Cavendish Road  
Coorparoo  
F 07 3397 0850

#### WA & NT

Unit 10/55 Howe Street  
Osborne Park  
F 08 9201 9188

#### New Zealand

PO Box 11.160  
Sockburn Christchurch  
F 03 344 5906

**DISCLAIMER**  
Eurolinx PTY LTD, trading as ILVE Appliances, is continually seeking ways to improve the design specifications, aesthetics and production techniques of its products. As a result alterations to our products and designs take place continually. Whilst every effort is made to produce information and literature that is up to date, this brochure should not be regarded as an infallible guide to the current specifications, nor does it constitute an offer for the sale of any particular product. Product dimensions indicated in our literature is indicative only. Actual product only should be used to define dimension cutouts. Distributors, and retailers are not agents of ILVE Appliances and are not authorized to bind ILVE Appliances by any express or implied undertaking or representation.